

RISHI TECHTEX LIMITED

CIN : L28129MH1984PLC032008

612, V.K.Industrial Estate, 10-14 Pais Street, Byculla (West), Mumbai- 400011


Tel No. 022-23075677/23074585 Fax No. 022- 23080022

Website: www.rshitechtex.com Email: info@rshitechtex.com


(Rs. In Lacs)

STATEMENT OF UNAUDITED FINANCIAL RESULTS FOR THE QUARTER AND SIX MONTHS ENDED 30TH SEPTEMBER 2023

S. No	Particular	Quarter Ended			Six Months Ended		Year Ended
		30-09-2023	30-06-2023	30-09-2022	30-09-2023	30-09-2022	31-03-2023
		Unaudited	Unaudited	Unaudited	Unaudited	Unaudited	Audited
1	Revenue from Operations	2829.41	2596.22	2697.03	5425.63	5113.73	10683.66
2	Other Income	4.19	4.99	5.19	9.18	10.06	41.45
3	Total Income (1+2)	2833.60	2601.21	2702.22	5434.81	5123.79	10,725.11
	Expenses						
(a)	Cost of materials consumed	2165.81	1953.13	2067.92	4118.94	4006.87	8270.81
(b)	Purchases of Stock-in-Trade	0.00	0.00	0.00	0.00	0.00	0.00
(c)	Changes in inventories of finished goods, Stock in Trade and work-in-progress	-60.81	-62.58	-49.27	-123.39	-168.1	(175.36)
(d)	Employee benefits expense	249.21	241.33	256.52	490.54	515.6	1015.68
(e)	Finance Costs	69.11	59.19	66.49	128.30	122.99	267.35
(f)	Depreciation and amortisation expense	61.03	73.53	60.44	134.56	118.13	243.31
(g)	Other Expenses	315.55	280.37	278.26	595.92	476.24	978.12
4	Total Expenses	2799.90	2544.97	2680.36	5344.87	5071.73	10,599.91
5	Profit/(Loss) before Exceptional Item and Tax (3-4)	33.70	56.24	21.86	89.94	52.06	125.20
6	Exceptional Item	0.00	0.00	0.00	0.00	0.00	-
7	Profit/(Loss) before Tax	33.70	56.24	21.86	89.94	52.06	125.20
8	Tax Expense						
(i)	Current Tax	4.94	15.06	5.85	20.00	13.93	20.89
(ii)	Deferred Tax (Refer Note 4)	0.00	0.00	0.00	0.00	0.00	(6.95)
(iii)	Excess/ Provision of Tax	0.00	0.00	0.00	0.00	0.00	0.00
9	Profit/(loss) for the period (7-8)	28.76	41.18	16.01	69.94	38.13	111.26
10	Other Comprehensive Income						
A	Items that will not be reclassified to profit or loss (net of tax)	0.00	0.00	0.00	0.00	0.00	-
B	Items that will be reclassified to profit or loss	0.00	0.00	0.00	0.00	0.00	-
11	Total Comprehensive Income for the period (9+10)	28.76	41.18	16.01	69.94	38.13	111.26
12	Paid up equity share capital (Face Value of Rs.10/- each)	739.10	739.10	739.10	739.10	739.10	739.10
13	Other Equity						2,310.58
14	Earnings per equity share (Face Value Rs.10/- each)						
(a)	Basic	0.39	0.56	0.22	0.95	0.52	1.51
(b)	Diluted	0.39	0.56	0.22	0.95	0.52	1.51



	Particulars	As at 30.09.2023 (Rs. in Lacs)	As at 31.03.2023 (Rs. in Lacs)
A	ASSETS		
1	NON-CURRENT ASSETS		
	(a) Property, Plant and Equipment	2404.41	2522.54
	(b) Capital work-in-progress	0.00	0.00
	(c) Financial Assets		
	(i) Investments	18.47	18.47
	(d) Deferred Tax Asset (Net)		
	(e) Other Non-Current Assets	126.37	127.87
	Sub total	2549.25	2668.88
2	CURRENT ASSETS		
	(a) Inventories	2750.51	2688.80
	(b) Financial Assets		
	(i) Trade Receivables	1543.02	1402.17
	(ii) Cash and Cash Equivalents	10.00	9.44
	(iii) Bank Balances other than (ii) above	81.19	71.19
	(iv) Other Financial Assets	0.54	2.51
	(c) Current Assets (Net)	61.72	43.17
	(d) Other Current Assets	463.26	391.24
	Sub total	4910.24	4608.52
	TOTAL ASSETS	7459.49	7277.40
B	EQUITY AND LIABILITIES		
1	EQUITY		
	(a) Equity Share capital	739.10	739.10
	(b) Other Equity	2376.52	2310.58
	Sub total	3115.62	3049.68
2	LIABILITIES		
	(i) NON-CURRENT LIABILITIES		
	(a) Financial Liabilities		
	(i) Borrowings	435.31	435.31
	(ii) Other Financial Liabilities	47.83	47.83
	(iii) Provisions	128.74	144.76
	(b) DEFERRED TAX LIAB.	219.50	219.50
	Sub total	831.38	847.40
	(ii) CURRENT LIABILITIES		
	(a) Financial Liabilities		
	(i) Borrowings	1872.96	1916.66
	(ii) Trade payables		
	Total Outstanding dues of Micro Enterprises and small Enterprises	206.54	185.14
	Total Outstanding dues of Creditors other than Micro Enterprises and small Enterprises	965.44	802.40
	(ii) Other Financial Liability	117.17	222.54
	(b) Other Current Liabilities	73.30	73.43
	(c) Provisions	253.08	159.26
	(d) Current Tax Liabilities (Net)	24.00	20.89
	Sub total	3512.49	3380.32
	Total Equity and Liabilities	7459.49	7277.40



CASH FLOW STATEMENT

(Rs. In Lacs)

Particulars	As at 30TH SEPT 2023		As at 30TH SEPT 2022	
PROFIT BEFORE TAX		89.94		52.06
Adjusted for:				
Other comprehensive income during the year	-	-	-	-
Depreciation and amortisation expenses	134.56		118.13	
Interest & Other finance charges	128.30		122.99	
Interest Received	(4.93)		(1.48)	
Dividend received	-		-	
Profit on sale of Assets	-		-	
Profit on sale of Investment	-		(0.94)	
Deferred Tax	-		-	
Net foreign exchange (gain) / loss	(4.25)		(7.64)	
Less: Expected Credit Loss	-		-	
Less: Tax Impact on Gratuity	-		-	
		253.68		231.06
A. OPERATING PROFIT BEFORE WORKING CAPITAL CHANGE		343.62		283.12
Adjusted for (Increase)/Decrease in operating Assets:				
Trade and other Receivable	(140.85)		(360.96)	
Inventories	(61.71)		(63.84)	
Other Financial Asset	1.97		(0.38)	
Current Tax Assets (net)	(18.55)		(2.60)	
Other current assets	(72.02)		(49.42)	
Bank Balances Other than above	(10.00)		13.85	
Adjusted for increase/(Decrease) in operating Liabilities:				
Borrowing	(43.70)		-	
Trade payables	184.44		380.23	
Other Financial liabilities	(105.37)		(107.26)	
Short-term provisions	(0.13)		(4.91)	
Short-Term Liabilities and provisions	93.82		105.49	
Current Tax Liability (net)	(0.89)		13.93	
		(172.99)		(75.87)
CASH GENERATED FROM OPERATIONS		170.63		207.25
Less: Taxes Paid		20.00		13.93
Net Cash From Operating Activities		150.63		193.32
B. CASH FLOW FROM INVESTING ACTIVITIES:				
Purchase of Fixed Assets	(16.43)		(280.36)	
(including Capital Work in Progress)				
Sale of Investments	-		2.54	
Other Comprehensive Income	-		-	
Interest Received	4.93		1.48	
Sale of Fixed Assets	-		-	
Net foreign exchange gain / (loss)	4.25		7.64	
Dividend received	-		-	
Other Financial Asset (Non Current)	1.50		9.76	
Net Cash (Used in) Investing Activities		(5.75)		(258.94)
C. CASH FLOW FROM FINANCING ACTIVITIES:				
Money Received Against Share Warrants	-		-	
Proceeds from issue of Share Capital	-		-	
Proceeds from issue of Share Premium	-		-	
Proceeds from MAT of Earlier years adjustments	-		-	
Proceeds from Borrowings (Net of Repayments)	-		160.22	
Other Financial Liability	-		34.91	
Provisions	(16.02)		(5.58)	
Interest and other finance charges	(128.30)		(122.99)	
Net Cash (Used in) From Financing Activities		(144.32)		66.56
NET INCREASE IN CASH AND CASH EQUIVALENTS: (A+B+C)		0.56		0.94
OPENING BALANCE OF CASH & CASH EQUIVALENTS		9.44		9.29
CLOSING BALANCE OF CASH & CASH EQUIVALENT		10.00		10.23



Notes:

- 1 The Above unaudited financial results have been reviewed by the Audit Committee and taken on record by the Board of Directors at their meeting held on 8th November, 2023
- 2 The limited review of the financial result for the quarter ended 30th September 2023 pursuant to Regulation 33 of the SEBI (Listing Obligations and Disclosure Requirements) Regulations 2015 has been carried out by the statutory Auditor.
- 3 The financial results have been prepared in accordance with the Companies (Indian Accounting Standards) Rules, 2015 (Ind AS) prescribed under Section 133 of the Companies Act, 2013 and other recognised accounting practices and policies to the extent applicable.
- 4 As per the past practice of the Company, the Deferred Taxation is accounted at the year end.
- 5 There are no exceptional or extraordinary items.
- 6 The Previous period's figures have been regrouped/rearranged/reclassified wherever necessary to suit the present layout.
- 7 There are no discontinued operations.
- 8 The above unaudited financial results are available on website of the Company viz. www.rishitechtex.com and on website of the Stock Exchange viz. www.bseindia.com where shares of the Company are listed.



Place : Mumbai
Date :08.11.2023

For RISHI TECHTEX LIMITED

A handwritten signature in black ink, appearing to read "Abhishek Patel".

Abhishek Patel
Managing Director
DIN: 05183410

Independent Auditor's Review Report on the Quarterly Unaudited Standalone and Year to Date Financial Results of the Company Pursuant to the Regulation 33 of the SEBI (Listing Obligations and Disclosure Requirements) Regulations, 2015, as amended

Review Report to


The Board of Directors

Rishi Techtex Limited

1. We have reviewed the accompanying statement of unaudited financial results of Rishi Techtex Limited for the quarter ended 30th Sep, 2023, attached herewith submitted by the Company pursuant to clause 33 of the SEBI (Listing Obligations and Disclosure Requirements) Regulations, 2015, read along with SEBI Circular No. CIR/CFD/CMD1/44/2019 dated March 29, 2019

2. The preparation of the Statement in accordance with the recognition and measurement principles laid down in Indian Accounting Standard 34, Interim Financial Reporting (Ind AS 34) prescribed under Section 133 of the Companies Act, 2013 read with Rule 3 of Companies (Indian Accounting Standards) Rules, 2015 and the Circular, which is the responsibility of the Company's Management and has been approved by the Board of Directors of the Company. Our responsibility is to express a conclusion on the Statement based on our review.

3. We conducted our review in accordance with the Standard on Review Engagement (SRE) 2410, Review of interim Financial Information Performed by the Independent Auditor of the Entity, issued by the Institute of Chartered Accountants of India. This standard requires that we plan and perform the review to obtain moderate assurance as to whether the financial statements are free of material misstatement. A review of Interim financial statement is limited primarily to inquiries of person responsible for financial & accounting matters and analytical procedures applied to financial data. It is substantially less in scope than an audit conducted in accordance with the generally accepted auditing standards, the objective of which is expression of opinion regarding the financial statements taken as a whole. We have not performed an audit and accordingly, we do not express an audit opinion.



4. Based on our review conducted as above, nothing has come to our attention that causes us to believe that the accompanying statement of unaudited Financial results prepared in accordance with applicable Indian Accounting standard ('Ind AS') specified under section 133 of the Companies Act, 2013 read with relevant rules issued thereunder and other recognized accounting practices and policies has not disclosed the information required to be disclosed in terms of Regulation 33 of SEBI (Listing Obligation and Disclosure Requirement) Regulations, 2015, read with SEBI Circular No. C1R/CFD/CMD1/44/2019 dated March 29, 2019 including the manner in which it is to be disclosed, or that it contains any material misstatement

For HRK & Co

Chartered Accountants

Firm Reg No: - 146985W



CA Ankit Raythatha

Partner

M. No. 187750

Palace: Vapi

Dated: - 08th Nov, 2023

UDIN:- 23187750BGT LAI4249